

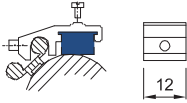

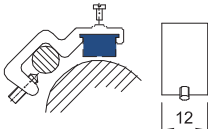


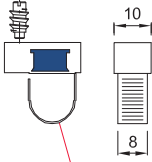


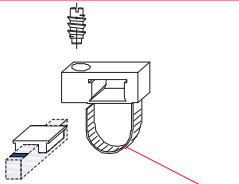


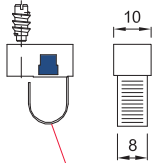


cylinder cilindro	switch interruttore	clamp materials and drawing materiali e disegno staffa	piston Ø pistone Ø	D outer Ø esterno Ø	part number codice ordine		
 rail binario  tie-rod tirante	FEK FFV FGV	FA 43 aluminium zinc plated iron alluminio ferro zincato 			FA43-06		
						suitable for rail FA01 or for tie-rod 4-6 mm diameter adatto per profilo FA01 o per tiranti diametro 4-6 mm	
 tie-rod tirante	FEK FFV FGV	FA 44 aluminium zinc plated iron alluminio ferro zincato 	inch	mm	FA44-09		
						1 1/4"	32
						1 1/2"	40
						2"	50
						2 1/2"	63
3"	80						
4"	100						
5"	125						
6 1/4"	160						
7"	180						
8"	200						
10"	250						
 round rotondo  tie-rod tirante	FEK FFA FFV FGV	FA 45 polyamide brass poliammide ottone  max thickness = 0,6mm spessore max = 0,6mm	inch	mm	FA45-01		
						5/16"	8
						3/8"	10
						1/2"	12
						5/8"	16
						3/4"	20
						1"	25
						1 1/6"	30
						1 1/4"	32
						1 1/2"	40
						2"	50
						2 1/2"	63
						3"	80
						4"	100
						5"	125
6 1/4"	150						
7"	180						
8"	200						
10"	220						
12"	300						
13"	320						
 round rotondo  tie-rod tirante	FPH FPV	FA 45 + FA60-01 polyamide brass poliammide ottone  max thickness = 0,6mm spessore max = 0,6mm	inch	mm	FA45-01 + FA60-01		
						5/16"	8
						3/8"	10
						1/2"	12
						5/8"	16
						3/4"	20
						1"	25
						1 1/6"	30
						1 1/4"	32
						1 1/2"	40
						2"	50
						2 1/2"	63
						3"	80
						4"	100
						5"	125
6 1/4"	150						
7"	180						
8"	200						
10"	220						
12"	300						
13"	320						
 round rotondo  tie-rod tirante	FPA FPC FPF FPH FPL FPV	FA 46 polyamide brass poliammide ottone  max thickness = 0,6mm spessore max = 0,6mm	inch	mm	FA46-01		
						5/16"	8
						3/8"	10
						1/2"	12
						5/8"	16
						3/4"	20
						1"	25
						1 1/6"	30
						1 1/4"	32
						1 1/2"	40
						2"	50
						2 1/2"	63
						3"	80
						4"	100
						5"	125
6 1/4"	150						
7"	180						
8"	200						
10"	220						
12"	300						
13"	320						